



THE HOOD SCOOP

February 2018

Gateway GTO
Association



GTO of the Month

By Terry Schott



It was June of 1986 when I joined the Gateway GTO club. I had always had Pontiacs to drive, but I had never been able to get a GTO. I had been married for 10 years and we had started our family, so it seemed like a good time to start looking for one. I really liked the '67 body style, so I thought I'd try to find one of them.

Back then, long before I knew anything about the internet, I had to watch the newspaper ads or from time to time, buy a Hemmings Motor News and look through all of the listings. I watched the local papers and called when I saw anything that might be a possibility.



INSIDE THIS ISSUE:

GTO of the Month	1
The Presidents Scoop	4
Tech Article	6
Calendar	18
GTO Marketplace	19
GGTOA Info Page	22

In May of 1988, I saw an ad in the paper that caught my eye. It was for a 1968 GTO. I didn't really want a '68, but I thought I'd better check it out. The car was close enough being located in Maryville, Illinois and after a phone call to the seller, I



TEST DRIVE
TECHNOLOGIES
VEHICLE INSPECTION APPRAISAL SERVICES
636-388-8378



THE HOOD SCOOP



was on my way. When I got there, the car was pretty much as he had described it. It was Verdoro Green with a black vinyl top. The car had been repainted but it had the original 400 motor in it and a 4-speed with a console. It had power steering and an AM radio with standard brakes. Not many options on it at all. It had painted wheels with “dog-dish” hubcaps. The black interior looked to be in pretty good shape. I started it up and it sounded good. A careful inspection underneath revealed no rust and a good solid frame. The car really drove nice and after a little discussion on price, I ended up the owner of a '68 GTO. I returned a couple of days later and picked it up and drove it home. The car was very solid and only had 65,150 original miles.

The '68 made it to a few Gateway events. We used to have a car show at Don Darr Pontiac on South Lindbergh and I took it there for a show. I also took it to MAR drag strip in Wentzville.

With an open rear end and street tires, I just took off at the tree and floored it. It spun quite a bit and ran 15.60 at 93.55 mph. I always wished it had a “posi” rear end, because I know the E.T. would be a lot better, based on the mph.

I always liked the way the '68 drove, and to be honest, it is more pleasurable than driving the '67 with its standard steering. I later did put a set of Rally II wheels on it to dress it up a bit. I drove it to an occasional Gateway event, but then in May of 1989, I got my red '67. I did run the '68 occasionally and always kept good gas in it with stabilizer. The more I drove the '67, the less the '68 got driven.

Over time I did do a few repairs to the car. It had a droopy hideaway headlight door, so I ended up replacing the vacuum lines and actuators to fix its problem. I also had to repair the radiator and do a little work on the brakes and rebuild the carburetor. Lately it has



GTO of the Month



developed an exhaust manifold gasket leak at the head that I need to fix. A couple of years ago, while exercising it, I blew the tread off the left front tire at about 50 mph. It didn't do any damage, but I had to put on the spare to limp it home for 5 miles. I'm not sure how old the tires are, but I haven't replaced them since I've had it.

The odometer currently reads 66,900, so I'd really hate to get rid of the car. It will just have to sit and wait till my other projects in the garage are completed. My plan is to restore it as my retirement project. I guess we'll see how that goes.





Presidents Scoop

The Presidents Scoop

By Terry Schott

It's February in St. Louis, not exactly weather for cruising. As most of you know, Punxsutawney Phil saw his shadow so by his accurate forecast, we get 6 more weeks of winter weather. Not exactly what we wanted to hear, but then it is just the first part of February. If you have heat in your garage, there is a lot you can do to get ready for car season. If not, it's a good time to write your "to-do" or "to-purchase" list, (...not your "Honey-Do" list!). There are always those parts you need for those "final touches" on the car.

If you need Pontiac parts not available through vendors, you can always search online, but I always prefer to go to a swap meet. There are listings for swap meets and other car shows listed at clubs.hemmings.com/lakerscarclub/ or <https://www.facebook.com/midwestswapmeets/>. The Ford Model T Club usually has their spring swap meet at Gateway Motorsports Park, early in May. If you can't find what you need anywhere else, you need to go to the Ames Tri-Power Nationals, August 3 – 5 in Norwalk, Ohio. It's not close, but it's definitely one of the largest **all Pontiac swap meets**. I highly recommend it.

There are a few other things you can do to help keep you from getting cabin fever. Try to attend a Gateway GTO club meeting. They are always the first Thursday of the month, at Sports Café. Our next one is on March 1, and we'd love to see you there. It's a fun group of people and I think you will enjoy it. There are a few things we have on the calendar already.


Marty Howard is planning another pinball event at CP Pinball in South Roxanna, IL on Sunday, February 25, from 2-5 PM. It's always a fun event. More information to follow.

The Easter car show is held in Forest Park on April 1. We plan to reserve a spot there as we have in the past. Please contact Tom Oxler for more information.

Future plans for cruises are in the works. Jeff Bond is working on a cruise to the Wood River Refinery Museum and lunch at King Louie's, tentatively for Saturday, June 2. More info is posted on the website as well.

If any of you have an idea for a cruise or visit to anywhere, please contact one of the officers to discuss it. You will be asked to set it up and run it, but we are always glad to help to work it in the schedule and assist.

Spring is right around the corner and cruisin' season will be here before you know it.





Meeting Minutes



GGTOA Minutes: 2/1/18

7:01 – Meeting Start – Old Business – Tom Oxler talked about the Christmas toy drive.

Gail Schott spoke about the Gateway Christmas party. Terry Schott discussed the possibility of raising the price of the annual Christmas party, due to the rising cost of food and venue.

Terry Schott talked about the pizza party.

7:06 – New Business – Terry Schott mentioned the upcoming trivia night.

Tom Oxler gave details on the Easter car show. It is \$10 per spot. He is the point of contact if you are interested in displaying your car.

Terry Schott thanked Terry Oxler for years of putting together yearly club scrap books. 2017 will have been her last one as she is retiring from the job. Copies of her final book which was made for the 2017 Nationals can be made available if interested. Thanks Terry!

We are considering buying new club shirts and hats, possibly the button up style shirts that we ordered years ago.

Chris Winslow is going to add a new column to the club roster for associate e-mail addresses.

Jeff Bond talked about a possible cruise to the Woodrider Refinery Museum with lunch at King Louie's. Tentative date is June 2nd.

Tom Oxler mentioned a possible drag day event. It's an 1/8th mile track in Bonne Terre. He would need at least 30 commitments at \$50 each if we were going to rent the track. He also suggested a dyno day which would need 10 cars at \$50.

Chris Simmons talked about maybe setting up a tour of Precision Restoration.

Earl Lewis said that he may have an insurance person come up and speak at a meeting in the next few months.

7:32 – Upcoming Events

4/1 – Easter Car Show (CSE)

4/28 – Housewarming Party hosted by Tom Fox and Laura Kiefer

5/12 – St. Louis Nostalgia Drag Racing at Gateway Motorsports Park

6/26-6/30 – GTOAA National Convention in Valley Forge, PA (CSE)

8/3-8/5 – Ames Tri-Power Nationals, Norwalk, OH

8/26 – Gateway GTO club picnic. (CSE)

9/9 – Wheels in Motion Charity Car Show (CSE)

9/15-9/16 – Pontiac Regional Event, Pontiac, Ill (CSE)

9/17-9/30 – Street Legends Route 66 Cruise (CSE)

NO GTOAA REPORT

7:41 – Tech – Chris Simmons talked about a new alternator that is available.

Steve Hedrick talked about a wiring harness for his car that is available at Summit. Summit carries a huge inventory and has free shipping on orders over \$90.

Steve Paul is offering two free appraisals at the trivia night.

7:48 – Motion to Adjourn by Craig Glenn, seconded by Steven Paul.

50/50 of \$24 won by Chris Simmons.



Tech Article of the Month

2004 GTO Carrier Bearing Replacement

Brian O'Sullivan

While driving my GTO on one of the recent club cruises I noticed a vibration while under medium to moderate acceleration. It almost felt like the car was driving over a rumble strip on the highway. I initially thought it was perhaps wheel hop, which in these cars has a tendency to occur. Then I thought back to something that I noticed a week or so earlier under the car while installing a cat back exhaust. I remembered seeing this...




What that is, is a tear in the rubber that surrounds the driveshaft carrier bearing (or center bearing). It's impossible to tell from the picture, but that tear ran $\frac{3}{4}$ of the way around the shaft. The vibration that I was feeling was the driveshaft bouncing around in that bracket under load. I checked a few sources online including LS1GTO.com and did a bit of research on replacing the bearing. I found that GM calls this a "non-serviceable" part and is therefore unavailable. They require that you replace the entire drive shaft, and GM in their infinite wisdom has since discontinued it. So it's left to the aftermarket. Luckily GTOG8TA.com not only has the correct complete drive shaft (\$699.00), but they also sell just the carrier bearing (\$89.00). I ordered just the bearing and decided to see how unserviceable it really was.

I'll start by saying that having access to a lift and second person to lend a hand would be ideal. I had the second person (my brother), but no lift. We were able to get things done with jack stands. You will need the following tools:


1. Socket wrench with 13mm, 17mm(optional) and 18mm sockets
2. 19mm wrench
3. Dead blow hammer or mallet
4. Chisel or pickle fork
5. Bench vise
6. Block of wood

Step 1. After the vehicle is lifted, decide whether you want to remove or drop the exhaust at the cat back. I would suggest that you do so, as things will go much easier for you with the exhaust out of the way. Use the 17mm socket to remove the four bolts at the flanges located just behind the transmission. We didn't run into any issues with this since we had just recently worked on that area of the car. An older exhaust will surely take more work to remove.

Step 2. Loosen the nuts/bolts at each end of the drive shaft where it meets the two flex discs. There are 3 bolts at each end (see below images). The bolt takes the 18mm socket and the nut takes the 19mm wrench.



This would also be a good time to inspect the flex discs for cracks and damage, and replace them if needed (replacement of the flex discs requires additional tools). Mine were in good shape so I left them alone. Remove the nuts and washers but leave the bolts intact. Then brace the driveshaft while you remove the 13mm bolts that attach the bearing bracket to the underside of the car. (See below image)



After removing the bolts, continue to brace the driveshaft and have the second person remove the loose bolts from the ends. Remove the driveshaft from the vehicle. With it out from under the car it is much easier to see the extent of the damage.



Step 3. Mount the driveshaft to the bench vice by the bearing side u-joint. Then mark the shaft with chalk/pencil/crayon. Line up these marks later when re-installing to avoid balance issues. (See below image) Also, the use of PB Blaster or another penetrating oil may aid you in the next few steps.



Step 4. Now it's time to get out the hammer. Hit the end of the driveshaft away from the bearing (see below image) until the two halves have separated. I'm not going to lie, this will be the most difficult thing to do during this repair. It's going to take time and some elbow grease to get done. As it separates it will begin to look like the second image.




Step 5. Keep the hammer, grab a chisel (or pickle fork if available). Place the chisel between the bearing and the u-joint (see below image) and start hammering. You'll want to work your way around the edge to help keep things from binding. Again...time/elbow-grease. (Editors Note: Since this article was originally written, Chris Winslow has purchased a Bearing Separator that should make this step much easier. Just call if you want to borrow it.)




Here is the new bearing (left) versus the old worn out one (right).




Step 6. Clean up and grease the exposed end of the drive shaft and push the new bearing on by hand as far as you can. Caution: do not use the hammer on the bearing.



Next, realign the loose end of the drive shaft with marks that you made earlier and slide it up as far as you can. With a block of wood at the other end, hammer the driveshaft and bearing back into place.



When everything is seated, it should look like this.



Step 7. Re-install driveshaft and exhaust. Be sure to get the bolts on the flex discs good and tight.



Year Of The 8's



Calling all owners of 1968 GTO's!

**In 2018, in celebration of:
50th Anniversary of the 1968 GTO**

The Hoodscoop will be featuring Car of the Month articles on the anniversary year

If you own one of these special cars, please get to work on your article(s) and get them to Chris Winslow





NEW AGE GTO CONCOURS PROJECT

The GTO Association of America has initiated a project to create a set of photo records on the 2004 to 2006 GTO in anticipation of a time in the future when these cars will participate in the annual GTO Association of America Concours car show.

Gateway GTO has been chosen as the chapter to assemble these photo documentaries.

The project requires six **BONE STOCK** new age GTO's - One manual transmission and one automatic transmission car from each model year.

Ground Rules for Eligible Cars:

- Car must be bone stock with NO aftermarket parts or modifications. The only exceptions are batteries and tires.
- Factory parts, such as the sports appearance package and 18 inch wheels, are allowed.
- All parts the car was originally supplied with, such as the spoiler, must be installed. (Exception: Parts removed to install other factory parts such as the sports appearance package or 18" wheels.)

Once the cars are identified, a photo session will be scheduled.

If your car meets the requirements of the ground rules and you are interested in participating, please contact Chris Winslow.

***This is your chance to make your GTO the standard
against which all new age GTO's will be judged!***

Still looking for a 2005 Automatic Car - All other slots have been filled

GTOAA

STREET LEGENDS TOUR



From Pontiac, Illinois to Needles, California

September 17-30, 2018

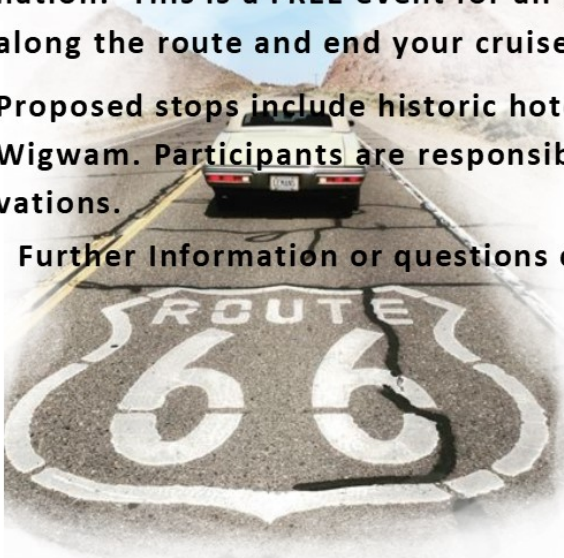
ALL MAKES, MODELS, & YEARS VEHICLES WELCOME!



This 1,700 mile 13 day cruise of old Route 66 kicks off from the Pontiac Oakland Museum in Pontiac Illinois September 17, 2018 following the GTOAA Regional event and will end September 30, 2018 in Needles California. All makes and model vehicles are invited to jump on board as we make our way to our destination. This is a FREE event for all participants, you may join in the cruise along the route and end your cruise at anytime.

Proposed stops include historic hotels; The Blue Swallow, El Rancho, and the Wigwam. Participants are responsible for making their own hotel/motel reservations.

Further Information or questions contact Tom; 636.288.1426 / toxler@prodigy.net



www.gtoaa.org

GATEWAY GTO ASSOCIATION

Membership/**Renewal** Form

(Please print clearly)

Name: _____ Date: _____

Associate Name: _____

Address: _____

City, State, Zip: _____

Home Phone: () _____ Cell Phone: () _____

E-mail Address: _____

Occupation: _____

Year & Body Style of Car(s) **ALL PONTIACS:**

Auto related interests, hobbies or talents:

GTO Association of America membership number: _____

GTO Association of America membership renewal date: _____

(found on address label of *Legend*)

PLEASE FILL IN ALL FIELDS

And mail with check to:

Will Bowers, Treasurer
Gateway GTO Association
1 Goshen Woods Lane
Edwardsville, IL 62025

Membership dues are \$35.00 per year, which includes you and one associate member (spouse, girlfriend, etc.) and your GTOAA yearly membership.



Gateway GTO Association Points Submission Form

Member Name _____

Month _____

Club Sponsored Events and Monthly Meetings

Event	With GTO (40 Points)	Without GTO (20 Points)

Total for Club Sponsored Events _____

Non Sponsored Events

Event	With GTO (10 Points)	Without GTO (5 Points)

Total for Non Sponsored Events _____

Other Activities

GTO Regional/National Event	With GTO (100 Points)	Without GTO (70 Points)

GGTOA Event Worker/Helper (50 Points) _____
Car Featured as GTO of the Month (50 Points) _____
Write an Article for *Hood Scoop* (50 Points) _____
Sign up a new GGTOA member (25 Points) _____
Have GTO featured in a National Pub (40 Points) _____

Total Points for Month

Submit completed form at GGTOA monthly meeting or to:
B. O'Sullivan
10637 St. Phillip Lane
St. Anne, MO 63074

To access form from GatewayGTO.com, click below
<http://www.gatewaygto.org/clubpoints.html>

2018 GATEWAY GTO CALENDAR OF EVENTS

February

- 1 - GTO MEETING 7PM at Sports Café (CLUB SPONSORED)
- 25 - Annual Pinball Wizard Tournament at CP Pinball. See Website or contact Gateway GTO CEO Marty Howard

March

- 1 - GTO MEETING 7PM at Sports Café (CLUB SPONSORED)

April

- 1 - Easter Car Show at Muny. Classic cars on the upper lot, New Age GTO's in the lower lot. Classic GTO owners send a check to Will Bowers for \$15 to reserve a spot.
- 5 - GTO MEETING 7PM at Sports Café (CLUB SPONSORED)
- 7 - JJ's Cruises at 1215 S. Duschene in St. Charles

SEE THE FULL CALENDAR AT WWW.GATEWAYGTO.ORG

Gateway GTO Classifieds

Tires for Sale

4 Michelin SUV tires size 245/60R18. Best reasonable offer accepted. Contact Joe Mayweather at 314-741-6245

SEE NEXT PAGE for FRANK CHAPMAN'S FUEL PUMP CLEARANCE SALE



FRANK CHAPMAN'S FUEL PUMP CLEARANCE SALE



NOS AC Fuel Pumps NEW IN BOX

Please verify your application

YOUR CHOICE \$40

AC Number	Application
40494	67-69 6 cyl
40528	67-69 Firebird V8
40579	75 V8
40680	69-72 V8
40929	72-74 V8
40612	67-68 V8
40837	70-71 Firebird V8
40590	67 V8
40601	69 2 bbl
40506	67 V8
40607	68 V8
40446	75 6 cyl
6790	64-65 6 cyl

Oil Filter AC PF 47 Fits 1976-2006 Pontiac
Lot of 7 \$22 for all

TEST DRIVE TECHNOLOGIES

VEHICLE INSPECTION APPRAISAL SERVICES

ALL AGES OF CARS | TRUCKS | BOATS | RV'S | COMMERCIAL VEHICLES

[FACEBOOK.COM/TDTSTL](https://www.facebook.com/TDTSTL)

[TWITTER.COM/TESTDRIVETECH](https://twitter.com/TESTDRIVETECH)

[YOUTUBE.COM/TESTDRIVETECH](https://www.youtube.com/TESTDRIVETECH)

WWW.TESTDRIVETECH.COM • 636-388-8378

SPECIAL DISCOUNTS FOR CAR CLUB MEMBERS



**PRE-PURCHASE INSPECTIONS
STATED VALUE APPRAISALS
DIMINISHED VALUE APPRAISALS
FAIR MARKET VALUE APPRAISALS**



(314) 838-5533

Jon's Tri-Power Service

Jon F. Havens
Mary Ann Havens
Owners

126 Afshari Drive
Florissant, MO 63034
jfhavens@sbcglobal.net

(314) 496-7368

Jonathan's Q Jet Service

Jonathan Havens

13 Shamblin Dr.
Florissant, MO 63034



CAR



W. Earl Lewis, LUTCF, CIC
Insurance Consultant
Lewis Insurance Agency

HOME



LIFE



FARMERS

Auto • Home • Life • Business
1309 Caulks Hill Rd
St. Charles, MO 63304
Bus: 636-926-3333 ER#: 636-219-4932
Fax: 636-441-2482
elewis@farmersagent.com

BUSINESS



★ Very Safe IRA's and Roth IRA's ★ Also Rollovers
www.farmersagent.com/elewis/

Earl has been serving the insurance industry for 30+ years.

Service and advice is his #1 priority.

Call Earl today and you could save up to 65% on your auto and home.

GATEWAY GTO ASSOCIATION OFFICERS

President

Terry Schott
18903 Saint Albans Road
Glencoe, MO 63038
636-273-6313

tschott@kelpe.com

Vice President IL.

Dan Jackson
P.O. Box 234
Greenville, IL 62246
618-664-0437

dajalj@gmail.com

Secretary

Brian O'Sullivan
10637 St. Philip Lane
St. Ann, MO 63074
314-225-7240

bosullivan@hunter.com

Photo Album Editor

Terrie Oxler
450 Muirfield Dr.
St. Charles MO 63304
636-928-5548

toxler@prodigy.net

Web

Chris Winslow
644 Emge Rd.
O'Fallon MO 63366
636-294-8104
chriswinslow@charter.net

Charity Chairman

Bob Blattel
4564 Austin Knoll Court
St. Charles MO 63304
636-441-3141
bob@blattels.com

Vice President Mo

Chris Winslow
644 Emge Road
O'Fallon, MO 63366
636-294-8104
chriswinslow@charter.net

Treasurer

Will Bowers
#1 Goshen Woods
Edwardsville IL. 62025
618-791-3110

wwbdsb@yahoo.com

GTOAA Chapter Rep.

Frank Chapman
10120 Hickory Lane
Bartelso, IL 62218
618-523-4636

cchapman7328@att.net

Club Events Chairman

Marty Howard
7 Newcastle CT
St. Charles MO 63301
636-724-8641

nycgto@att.net

Newsletter Editor

Chris Winslow
644 Emge Rd.
O'Fallon MO 63366
636-294-8104
chriswinslow@charter.net

Photographer

Chris Winslow
644 Emge Rd.
O'Fallon MO 63366
636-294-8104
chriswinslow@charter.net

Advertising Guidelines

Classified ads up to 50 words are free to members; add 10 cents per word for any ad over 50 words. Payment is due upon submission. (members need to update ads at 3 month intervals or ads will be dropped). Classified ads up to 50 words for non-members are \$5.00 per issue.

Gateway GTO Club Information

The Gateway GTO Association was initially formed in the summer of 1984 by a group of seven. They all had a common interest in the Original Muscle Car, the Pontiac GTO. As a form of communication we publish a monthly newsletter called "The Hood Scoop". The purpose of this newsletter is to keep our members informed of all upcoming activities as well as providing interesting event coverage. The club meets every first Thursday of the month at Sports Café 3579 Pennridge Dr, Bridgeton, MO 63044

Membership dues are \$35.00 per year and all renewals are required to be paid by December 31st. You are allowed to have one associate member.

Club Sponsor



TEST DRIVE
TECHNOLOGIES
VEHICLE INSPECTION APPRAISAL SERVICES
636-388-8378



**As a Gateway GTO member please consider joining the
GTO Association of America**

**The Gateway GTO Association
is an official chapter of the
GTO Association of America
www.gtoaa.org**

**Visit us at
www.gatewaygto.org or
www.gatewaygto.com**

Gateway GTO Association Photo Album

If you have photos of past events or if you take pictures of future events that you think would be good for our Photo Album, please send them to the newsletter editor.

The Hood Scoop is published as an informative news bulletin to keep our members up to date on past, present, and future events.

Advertising rates are:

\$100 – Full page (Color or Black and White) ad in monthly *Hoodscoop* newsletter for 12 months, your logo on our Website Sponsor page, and a link to your website from our Related Website Link space.

\$50 – ½ page (Color or Black and White) ad in our monthly *Hoodscoop* newsletter for 12 months, your logo on our Website Sponsor page, and a link to your website from our Related Website Link space.

\$25 – Business Card (Color or Black and White) ad in our monthly *Hoodscoop* newsletter for 12 months, your logo on our Website Sponsor page, and a link to your website from our Related Website Link space.



THE HOOD SCOOP

644 Emge Road
O'Fallon, MO 63366

